

## REDWALL Laser Scan Detector

# RLS-3060SH



The REDSCAN RLS-3060 series is an innovative laser scan detector. It can detect a moving object's size, speed and distance from the detector and process that information with a unique algorithm, which results in high reliability detection with minimal false alarms. The detector can also be mounted vertically or horizontally according to the application and site conditions.

The REDSCAN RLS-3060SH is an advanced generation laser scan detector. It has both intelligent detection analysis functions and adjustable detection algorithm parameters that increase its range of applications. It provides flexible solutions that streamline video surveillance and a wide range of security applications.

The REDSCAN RLS-3060-SH can be installed directly on an IP security network and integrates with all major Video Management Software (VMS) platforms.

## FEATURES

- 30m radius for 190 degrees range
- Vertical and horizontal mounting
- Unique detection algorithm
- Automatic area setting function
- Environmental disqualification circuit
- Scene selection (outdoor, indoor, indoor ceiling/wall protection and vehicle)
- 4 independently adjustable detection areas and 4 linked outputs for PTZ camera control (on analog connection)
- 8 independently adjustable detection area and Redwall event codes for network recorder and video management software (on IP connection)
- Anti-rotation function
- Anti-masking function
- Fog cancellation algorithm (patent listed)
- Built-in heater
- Analog (dry contact) & IP connection
- Environmental resistance function
- Non detection area adjustment
- Alarm duration function

## OPTIONS


**RLS-AT**

RLS Adjustment Tool Kit  
(Including REDSCAN MANAGER  
setup software and LAC-1)


**LAC-1**

Laser Area Checker


**AWT-3**

Area Walk Tester


**RLS-PB**

Pole Mount Bracket


**RLS-SB**

Adjustable Angle Mounting  
Bracket

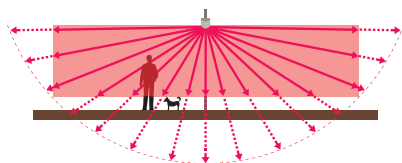
## SPECIFICATIONS

Model		RLS-3060SH		
Detection method		Infrared Laser Scan	Sensitivity selector	H / M / L
Laser protection class		Class 1	Camera control output	N.O. 28 VDC, 0.2 A x 4 outputs
Coverage	Vertical area	Max. 60 m (Approx. 200 ft.) at 10% reflectivity	Master alarm output	Form C, 28 VDC, 0.2 A max.
	Horizontal area	Radius:30 m (Approx. 100 ft.), Arc:190° at 10% reflectivity	Trouble output	Form C, 28 VDC, 0.2 A max.
Detection resolution		0.25°	Tamper output	N.C. 28 VDC, 0.1 A max.
Communication port		Ethernet ,RJ-45 ,10BASE-T/100BASE-TX	Environmental disqualification circuit	Form C, 28 VDC, 0.2 A max.
Protocol		UDP, TCP/IP *Redwall Event Code	Alarm period	Approx. 2 sec., Off delay timer
Power input		24 VDC , 24 VAC	Operating temperature	-20 to 60 °C (-4 to 140° F) -40 to 60°c (with heater)
Current draw		400 mA max. (24 VDC) 600 mA max. (24 VAC)	IP rating	IP66
Mounting height	Vertical area	15 m (50ft.) (recommendation)	Dimensions (H x W x D)	334 x 144 x 155 mm (13.2 x 5.7 x 6.1 in.)
	Horizontal area	0.7 m (28in.) (recommendation)	Weight	2.4 kg (85 oz)
Target object selector		S / M / L		


\* Specifications may be modified without prior notice.

## Image of vertical detection area

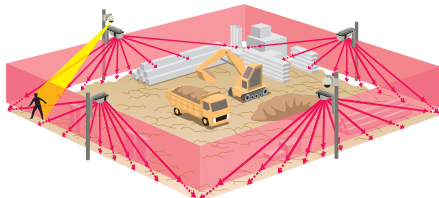
Top view



Side view




Vertical detection area example

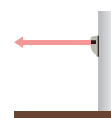


## Image of horizontal detection area

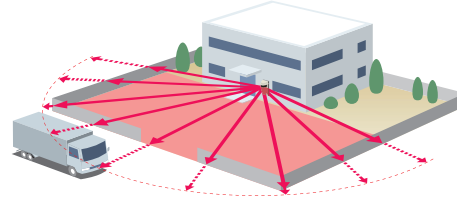
Top view



Side view




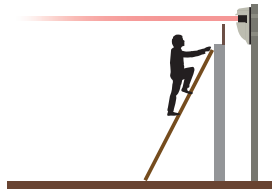
Horizontal detection area example



## Fence/wall top protection

The REDSCAN will detect intruders climbing over a fence or a wall by creating a detection area above it.

Side view



## Loitering detection

The REDSCAN will pick up suspicious loitering behavior, by monitoring if a person is staying longer than the preset time in the detection area.



## Switchable detection areas

Users can define different detection settings for selected areas and apply different rules using the area masking/allocating functions. It allows the user to make some detection areas active during the day and others during the night using software provided by OPTEX.



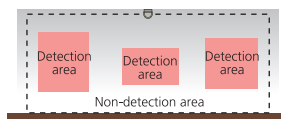
Day time



Night time

## Area allocating

The new area allocation functionality enable users to create a number of independent detection areas.



## REDSKAN Manager

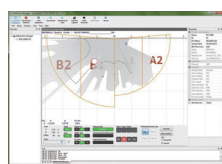
Users can set the scan area through the PC and easily adjust the detection area and configurations with REDSCAN Manager software.

REDSKAN



IP connection

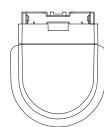
Note PC



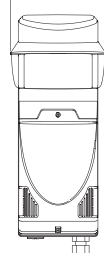
## Integration with VMS platforms

The RLS-3060SH is currently fully integrated with Milestone XProtect platform and its event code is integrated with AXIS ACAP and Avigilon, Axonsoft, ExacqVision and Genetec VMS. Please check the latest integration list by visiting [www.optex-europe.com](http://www.optex-europe.com) or [www.optex.vms.com](http://www.optex.vms.com).

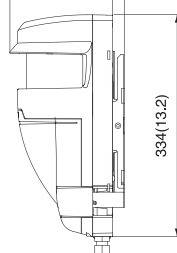
## Dimensions



144(5.7)

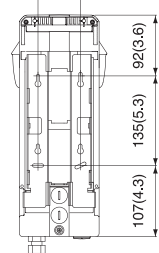


155(6.1)



18(0.7)

64(2.5)



92(3.6)

135(5.3)

107(4.3)

Unit:mm(inch)



**OPTEX CO., LTD.**  
(JAPAN)  
(ISO 9001 Certified)  
(ISO 14001 Certified)  
5-8-12 Ogoto Otsu, Shiga, 520-0101  
Japan  
Tel: +81-77-579-8670  
Fax: +81-77-579-8190  
URL: <http://www.optex.co.jp/e/>

**OPTEX INCORPORATED**  
(USA)  
18730 S. Wilmington Ave, Suite 100 Rancho Dominguez, CA 9022  
U.S.A.  
Tel: +1-909-993-5770  
Fax: +1-909-628-5560  
URL: <http://www.optexamerica.com/>

**OPTEX (EUROPE) LTD. / EMEA HQ**  
(UK)  
(ISO 9001 Certified)  
Marandaz House 1 Cordwallis Park  
Clivemont Road Maidenhead Berkshire  
SL6 7TL  
U.K.  
Tel: +44-1628-631000  
Fax: +44-1628-636311  
URL: <http://www.optex-europe.com/>

**OPTEX SECURITY SAS**  
(FRANCE)  
840 Route des Frenes  
69400 ARNAS, FRANCE  
France  
Tel: +33 437 55 50 50  
Fax: +33 437 55 50 59  
URL: <http://www.optex-security.com/>

**OPTEX SECURITY Sp.z o.o.**  
(POLAND)  
ul. Bitwy Warszawskiej 1920 r.  
7B, 02-386 Warszawa,  
Poland  
Tel: +48-22-598-06-60  
Fax: +48-22-598-06-61  
URL: <http://www.optex.com.pl/>